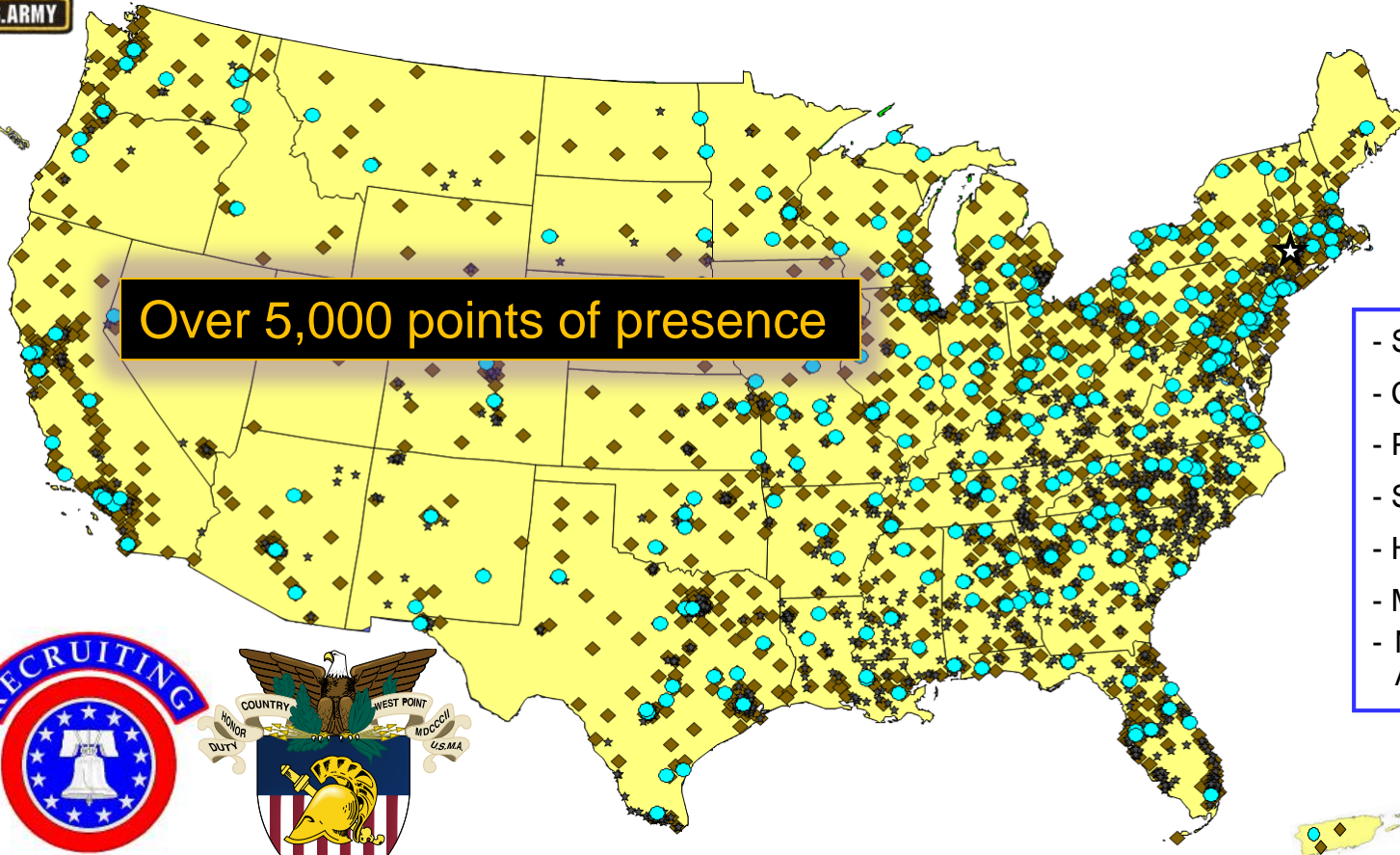





US Army
DACOWITS Army Recruiting Brief
September 2018

Current Army Accessions Footprint



Over 5,000 points of presence

- Shopping Centers
- College Campuses
- Public Buildings
- Small Towns
- High Schools
- Military Installations
- National Guard Armories & Centers



- ★ US Military Academy (Over 4,400 Cadets)
 - ◆ US Army Recruiting Command Recruiting Stations (1,458)
 - SROTC Host Campus (274)
 - SROTC Partners (678) → (Over 31K Contracted Cadets)
 - ★ JROTC High Schools (1,707 Campuses; 310,000 Cadets)
- (Not shown: 919 Army National Guard Armories & Readiness Centers w/recruiters)

SROTC = Senior ROTC JROTC = Junior ROTC



Army Responses to DACOWITS RFIs

QUESTIONS:

- Number of recruiting offices and recruiters in each state and territory.
- Current number and percentage of female recruiters.
- Ongoing efforts to increase the number of recruits in underrepresented states and regions.
- Does your Service-branch have a set goal in the number of women accessed each fiscal year? If so, how is this number calculated & how often is it reviewed?

CURRENT NUMBER AND PERCENTAGE OF FEMALE RECRUITERS

Female Recruiters: 1,624 of 13,429 (12.1%)

US Army Recruiting Command: 1,105 of 10,100 (10.9%--up from 8% in FY16)

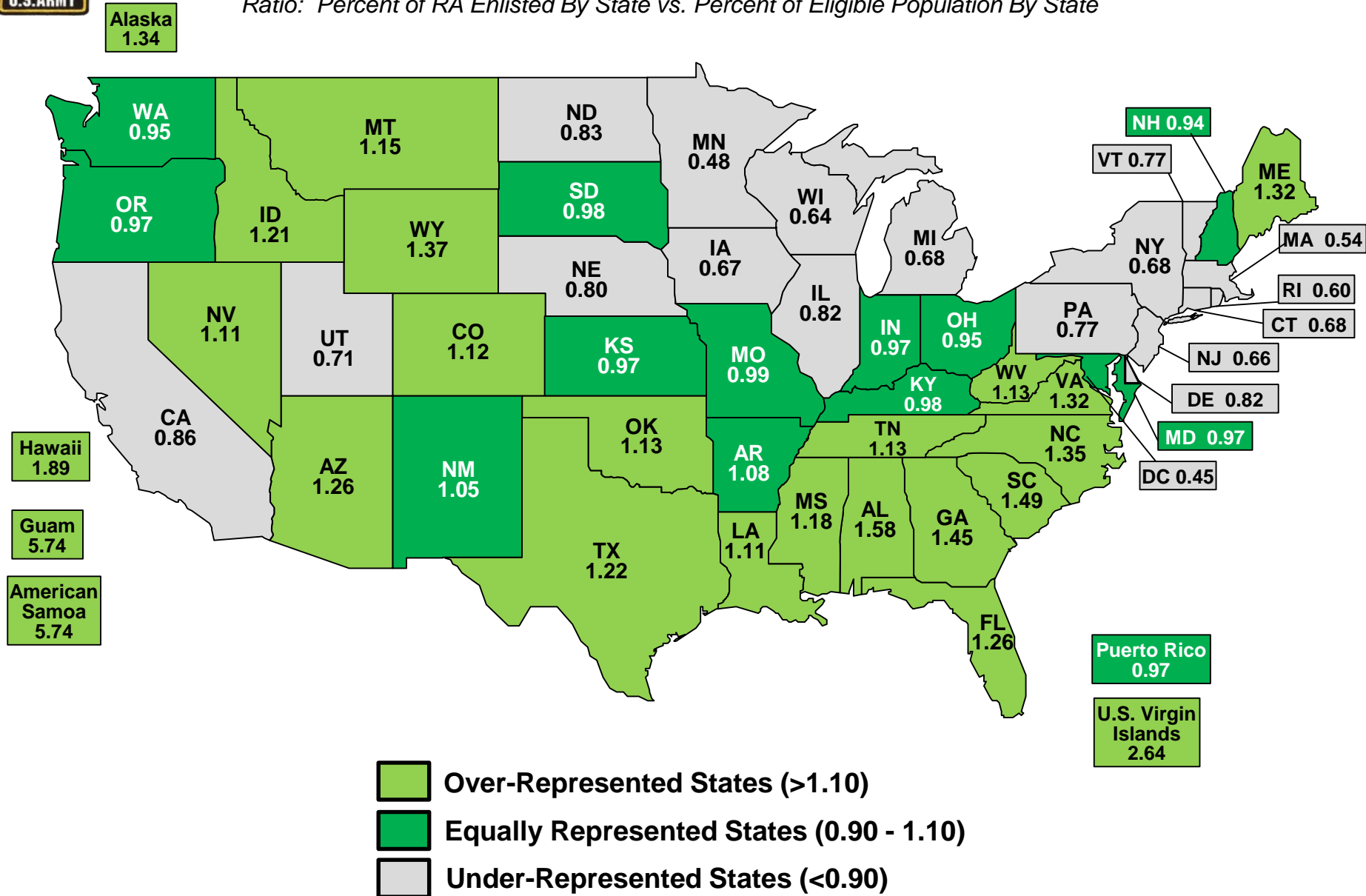
Army National Guard Recruiters: 519 of 3,329 (15.6%)

The Army has long recognized the effectiveness of female recruiters in recruiting female applicants—The demands on female NCOs (Drill Sergeants, Instructors, Operational Rotations) limit the number that can be assigned to recruiting duty



Who Enlisted in Your Regular Army in 2016

Ratio: Percent of RA Enlisted By State vs. Percent of Eligible Population By State

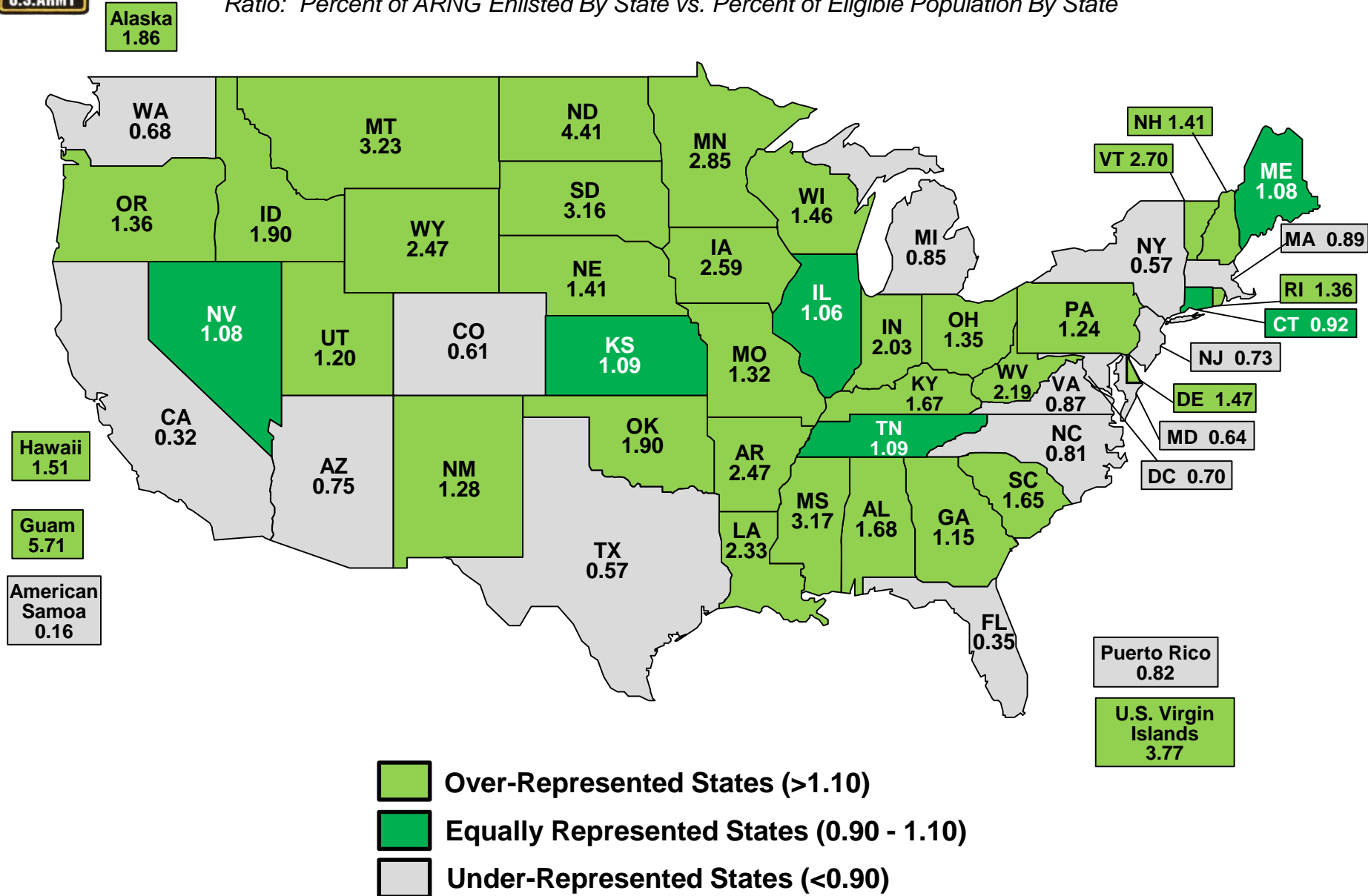




U.S. ARMY

Who Enlisted in Your Army National Guard in 2016

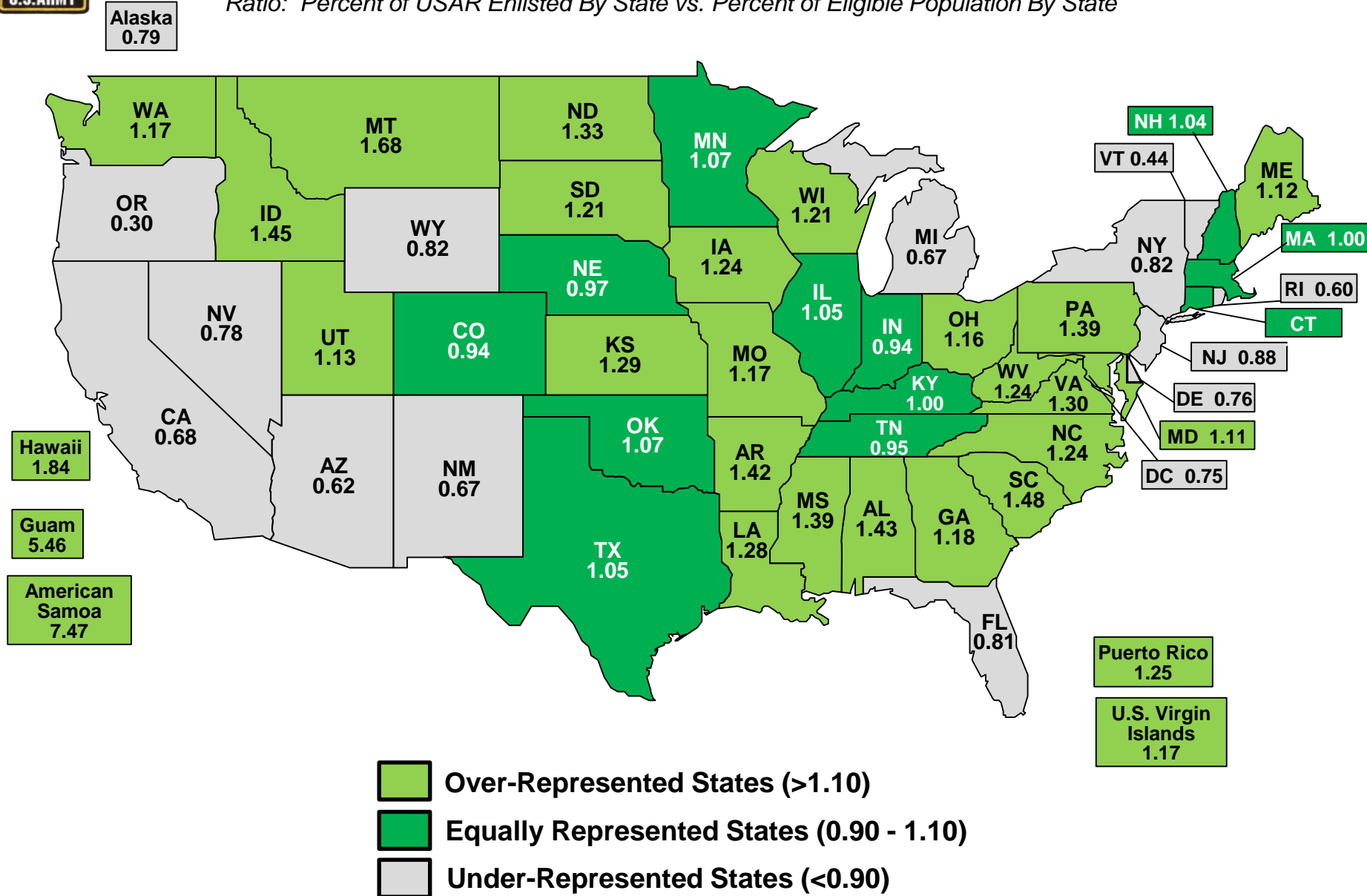
Ratio: Percent of ARNG Enlisted By State vs. Percent of Eligible Population By State





Who Enlisted in Your Army Reserve in 2016

Ratio: Percent of USAR Enlisted By State vs. Percent of Eligible Population By State





Increase Recruiting In Underrepresented Regions

*Specifically Targeting
Underrepresented Regions*

- Added Nearly 1.5K Recruiters
- Increased Recruiting Locations By Over 10%
- Increased Investment In Marketing And Advertising



Army Goals For Female Accessions?

- The Army has no accession goals for women but remains committed to maximizing accession diversity
- The Army has increased opportunities for women by opening all positions to anyone who meets standards for the specialty
- The number of women assigned to combat units is up-- Ranger and other Special Operations training is now available and women are routinely assigned to leadership positions that have historically been filled by men
- Women are assigned in every battalion-sized unit in our Army
- Women recruits are 40%-50% or more of many specialties (health care, human resources, band, lab tech, paralegal and chemical)



Back-Up Slides



RECRUITING OFFICES & RECRUITERS

State	# US Army Recruiting Command Stations	# US Army Recruiting Command Recruiters	# of Army National Guard Recruiting Storefront Offices & Armories with Recruiters	# of Army National Guard Recruiters	Total # Locations	# of Recruiters
Germany	5	14	0	0	5	14
Alabama	6	30	13	22	19	52
Alaska	29	172	32	92	61	264
Korea & Japan	2	4	0	0	2	4
Arkansas	19	95	27	80	46	175
American Samoa	1	5	0	0	1	5
Arizona	33	234	18	50	51	284
California	137	1108	38	120	175	1228
Colorado	28	189	11	39	39	228
Connecticut	16	87	13	33	29	120
District of Columbia	2	18	3	10	5	28
Delaware	3	20	3	17	6	37
Florida	72	647	24	89	96	736
Georgia	49	369	27	112	76	481
Guam	2	12	1	11	3	23
Hawaii	10	49	4	29	14	78
Iowa	13	104	10	63	23	167
Idaho	7	53	22	42	29	95
Illinois	52	375	22	101	74	476
Indiana	31	223	23	113	54	336
Kansas	17	101	17	49	34	150
Kentucky	20	131	19	65	39	196
Louisiana	25	140	23	96	48	236
Massachusetts	21	176	16	51	37	227
Maryland	29	222	12	49	41	271
Maine	7	38	15	23	22	61
Michigan	42	282	21	85	63	367
Minnesota	17	167	26	99	43	266
Missouri	32	199	35	84	67	283



RECRUITING OFFICES & RECRUITERS (Cont)

State	# US Army Recruiting Command Stations	# US Army Recruiting Command Recruiters	# of Army National Guard Recruiting Storefront Offices & Armories with Recruiters	# of Army National Guard Recruiters	Total # Locations	# of Recruiters
Northern Marianas	1	2	0	0	1	2
Mississippi	18	91	29	95	47	186
Montana	7	37	14	30	21	67
North Carolina	48	338	11	86	59	424
North Dakota	4	26	9	24	13	50
Nebraska	12	58	8	36	20	94
New Hampshire	6	38	9	19	15	57
New Jersey	29	231	10	74	39	305
New Mexico	11	62	19	38	30	100
Nevada	10	90	13	30	23	120
New York	77	529	14	114	91	643
Ohio	65	371	19	109	84	480
Oklahoma	23	124	17	66	40	190
Oregon	20	104	19	63	39	167
Pennsylvania	54	356	33	136	87	492
Puerto Rico	13	85	8	47	21	132
Rhode Island	3	25	5	21	8	46
South Carolina	25	170	25	91	50	261
South Dakota	4	29	10	30	14	59
Tennessee	31	207	35	96	66	303
Texas	126	985	29	127	155	1112
Utah	11	89	15	51	26	140
Virginia	42	275	13	75	55	350
Virgin Islands	2	6	3	8	5	14
Vermont	4	17	16	22	20	39
Washington	39	254	18	62	57	316
Wisconsin	29	165	14	81	43	246
West Virginia	11	55	25	50	36	105
Wyoming	6	17	6	24	12	41
Total	731	10,100	919	3,329	1650	13429